

JACK GRAHAM PHOTOGRAPHY WORKSHOPS

V2013a



www.jackgrahamphoto.com

Thank you for your interest in my photography workshops.

My photography workshops are designed for the nature and outdoor photographer, no matter what level. In 2013 I am entering my 18th year conducting workshops throughout the United States. My workshops give you, the photographer more time in the field to work on your photography while interacting with nature. We don't stop and photograph, then get back into our cars and drive from spot to spot. Typically, we work an area for some time, learning as we photograph. You can expect to experience landscape, close up and some action photography during our time together depending on the location. Our itineraries are designed taking the weather, light conditions and the best photographic opportunities into consideration.

You can expect to be out at sunrise, unless the weather is prohibited, then continue through sunset, taking advantage of the day's golden hour's. We usually take a rest for lunch, and image review etc., around mid day when the light is harsh and recharge ourselves for the balance of the day. We also take time during our workshop for informal classroom sessions to further critique our images and discuss important photographic topics.

I take everybody's styles, levels and expectations into account and provide my total attention and service to the attendee, that I have based my reputation on. My goal is that by the end of our workshop you will come away knowing that your photography has moved to a higher level.

My groups are small, usually around 7-9 attendees. This makes quick changes in itineraries, and more importantly..... lots of personal attention easy.

Without exception, I am well versed in the locations and logistics of each workshop location. I do not conduct workshops that I do not know the lay of the land, backwards and forwards.

This is important in order to make the best use of our field time and get you to the right place at the right time, to insure successful photographic opportunities that each location provides.

I am a full time photographer, and workshop leader. Along with many established and well known workshop leaders, every month, I see new names of folks that are new to the workshop business advertising in publications. I have been in the workshop business for over 15 years. I have had attendees become close friends. I've even had attendees, meet each other and continue their friendship long after they meet on my workshops. My workshop return customer rate is about 23%. I take great pride in that. *(See referrals at the end of this document!)*

My itineraries are very often copied (more that you would think!). I also take pride in that knowing that other workshops know a good thing when they see it. Some workshops offer lower prices than I do. My answer to that is quite simple. I do my homework, have vast knowledge of the areas I choose, scout these areas prior to the workshops and use the top guides and assistants when necessary. The old adage, "You usually get what you pay for" has never been truer.

Additionally, I am trained in Wilderness First Aid and certified by both the American Red Cross



as well as the Wilderness Medicine Institute

Some references are included in this document and more are available on request. I also have customers willing to chat with you on the phone if you wish! Simply put, I am a photographer, a workshop leader that loves to teach, and watch my attendees, and friends grow their photographic skills. When I review images with past workshop attendees over the years, long after our workshop experience, it really makes me feel good to know I helped.

I encourage you to stay in touch with me if you have any questions about anything that has to do with photography. Though we part ways on the last day of the workshop, I hope you will stay in touch.

Thank you again for your interest and I hope to see you on a future workshop.

A handwritten signature in cursive script that reads "Jack Graham".

Jack Graham

17159 SW LYNNLY WAY
503-625-1430 OR 503-333-8699 .

SHERWOOD, OREGON 97140
JACK@JACKGRAHAMPHOTO.COM



WORKSHOP FAQ'S (additional information available for International Workshops)

Q..Why should I attend a Jack Graham Photography Workshop

A...Because I can guarantee you that you will:

- 1) Improve your photographic skills greatly
- 2) You are able to share your passion with other like minded folks
- 3) You'll make many new friends
- 4) You will see first hand how a "pro" works in the field.
- 5) Spend time in both group and individual settings on improving your skills.
- 6) You'll return home with many great photographs that you can be proud of and show off to your friends and family.
- 7) I make time to review your images with you long after the workshop is over. (I've done this for attendees many times, even years after the workshop is over).
- 8) You'll also be eligible for many discounts for future Jack Graham Photography Workshops

Q..What are some of the things that will be covered during the workshop?

A...Most, but not all!!!!

We will take our time, and look for the inner beauty to capture in our photography. We'll use the combination of water and the amazing plants to create some wonderful images. Patterns and foregrounds are the order of the day. We will stress simplicity and use all aspects, including Depth of Field, proper exposure and more to improve your overall photography as well as come away with some wonderful images in excellent venues.

- 1) Improving your photography skills within these "hands-on" workshops
- 2) Composition, exposure and essential elements needed to make a great photograph and to bring out the story within the image
- 3) Use of color combinations, how to use color make the image stronger
- 4) Other techniques including, learning about how tonalities, negative space, balance, framing, emotional impact and flaws affect your images.
- 5) Seeing an image, working a scene, making the image a strong image
- 6) Choosing the look of the final image in the field, not after the fact. Taking an image knowing how you will be processing.
- 7) Making Panorama's, Helicon Focus and HDR techniques simple

8) Basic processing, workflow, how to use available programs together. Use of NIK Software.

Q...Who participates, how advanced are the participants and how many attendees are usually on a workshop?

A...Anyone will find my workshops to be a great learning experience. Our participants range from beginners to advanced amateurs. I do ask that you are familiar with your camera and equipment. The more comfortable you are with your equipment, the more you will get out of the workshop.

All experience levels are welcome. I do ask that you are familiar with your equipment and its functionality. The more you are familiar and comfortable with your equipment, the more you will benefit from the workshop.

I usually limit my workshops to 6-7 attendees. If we exceed that number qualified assistant instructors are brought in. I keep the ratio of attendee to instructor no more than 7:1

Q...What kind and how much equipment should I bring?

A...I suggest bringing lenses from 20mm to 300mm if at all possible. Some events will find macro lenses a benefit. For digital shooters - don't forget your memory cards and battery recharges,

BASICALLY:

- Camera body (a spare if you have one)
- Lenses from 20mm up to 300mm in prime and/or zoom combinations (don't forget lens shades)
- Other lenses 400 up to 600 mm for shooting wildlife (depending on the workshop—ask me for specific details!)
- Tripod and ball head
- Shutter release or cable release, if you have one
- A backpack or a fanny pack will be very helpful.
- Filters: polarizer, neutral density filters, warming filters (not as mandatory for digital photography)
- Lens cleaning items – air blower, brush, etc
- Camera manual (just in case there are any technical questions with your equipment)
- Laptop (Digital users)
- Spare batteries
- A flashlight
- Proper clothing for the weather conditions; and it is never wrong to include gloves, hat for cold weather or hat for sun protection
- Sunscreen, drinking water and snacks for the car
- Alarm Clock

If you own an IPAD, bring it!

Q...What time do we start, where do we meet, and when is it over?

A...Events start on the evening prior to the 1st full day of shooting, with a social hour at a hotel of choice, close to where we will leave from every morning. We will outline itineraries and

objectives for the workshop. Events should end around noon on Sunday. **We shoot sunrise every morning, weather permitting as well as sunset.**

Q...What kind of topics will be covered?

Topics include equipment use and maintenance, field techniques, composition, exposure, some processing information as well as critiques of your past or current work. These sessions are an integral part of the workshop and take place when the light is least cooperative for good nature photography, depending on weather conditions. Weather conditions may cause us to vary from our preset itinerary but you can be assured that all pre-formulated topics will be covered and your work critiqued a few times over the course of the workshop.

Q...Do I need to rent a vehicle?

A...You may need to rent a car if you are not close enough to the workshop location to drive. We will do our best to follow the itinerary I send out prior to the workshop. However weather and light conditions may cause us to make changes on the fly. Also, you are not required to go to every location we visit during the workshop in the event that you perhaps may want to revisit a previous location or you just don't have any interest in where we will be photographing. You will have flexibility to join us for meals, or be on your own as well as be at an alternative location in the event you do not want to be where we will be photographing. By not providing transportation I can keep the workshop cost to a minimum, as well as allowing you the freedom to do as you wish. In most cases a SUV or 4 wheel drive vehicles are not necessary. If we are in a location that requires 4 wheel drives, I will let you know before hand.

Each participant is responsible for their own transportation. Car-pooling during the event is encouraged both to minimize the number of vehicles at shooting locations and to get to know one another. Making your own arrangements saves you money as this can be very time consuming. I prefer to keep the cost at a minimum and only ask that you pay for what I do the best, which is to teach you to be a better photographer.

Transportation from your hotel or prior agreed upon location IS provided on the One on One, individual workshops

Q...What about meals?

A...We typically try and dine as a group, however by having your own transportation, you will have flexibility to join us, or be on your own. Meals are not included in the workshop cost.

Q...How do I handle lodging reservations?

A...I will suggest hotels/motels close to a general area where we will meet every am and try to meet to critique your work. You are free to stay at other locations as long as you are there (at the meeting location) every AM prior to departing for the first shooting location

Again, lodging is **not** included in the tuition. Again, by not booking hotels etc, I can keep the workshop cost at a minimum.

Q...Why do you need to make your own hotel and car rental reservations?

A...For many reasons:

- 1) I can keep my prices as reasonable and competitive as possible as it takes time to provide this service. You will save money in the long run.
- 2) Some participants want either more elaborate or less elaborate accommodations or vehicles.
- 3) You pay me for my helping you in your photography, not as a travel agent.

Q...Does it matter which medium I use - digital, print film, or slides?

A...Today, most of our participants shoot digital, However, we encourage both digital and film. My objective is to teach and enhance skills necessary for good nature photography techniques and good composition.

Q...How should I dress?

A...I will send out emails or phone call you about a week before the workshop to let you know what the weather looks like.

However, come prepared for anything and bring an extra layer of warm clothes when working at higher altitudes or in cooler climates. Good boots, gloves and a hat are essential to stay dry and warm. If you have Internet access, check the weather forecast at www.accuweather.com before you leave home.

Q...Does weather ever alter events?

A...Only if there is an element of danger.

Q...What's the difference between a **Workshop and a **Tour**? (IMPORTANT)!!!**

A....PHOTO TOURS

* Locations are usually well known, and participants get the "icon" shots

* Usually lots of time spent shooting with less one on one contact With leaders.

* Leaders usually shoot a lot

* Not much time to review work either via laptop or "critique" sessions either when the light is bad, or in the evenings.

* Groups usually larger than the true "workshop" events.

* Once the "tour" is over. That's it!

PHOTO WORKSHOPS (MY PREFERENCE)

* Well know locations, "icon" shots as well as selected areas that may be extremely photographic as well known

* Usually lots of shooting time in the field with much one on one instruction. Tours typically have a much greater 10 attendees to 1 instructor ratio than workshops.

* Leaders shoot a bit, but usually as instruction for participants. For example, it is not uncommon to get to a location and work with participants to explain what the leader may do, think and act to make a pleasing image. We all have different ways of trying to obtain the same result. It doesn't mean my way is the best way, it means my way is the best for me, but by understanding what I do, in addition to other photographers, you should be able to find what works best for you. Also, I have found that participants like to see how the workshop leader shoots the same scene, though maybe a bit different and perhaps pick up some ideas to use in future shoots. As an example, I just finished going through my images from my workshop in the Eastern Sierra last October (I do that workshop every October-this will be my 11th year there at that time). I shot a total of 75 frames in 4 days. The vast majority of that time is spent talking and doing my job as a leader with my participants. If I want to shoot for myself, I will come in a day early or stay a day later. I actually tell my participants, they are encouraged to "hang out" on those days and shoot with me if they want, but to understand, this is "my time".

* Depending on the conditions and the time of the year (some days are longer than others---shooting time that it!) the review and critique of work in a classroom setting can be limited. This is why I have developed what I call my "Classroom in the Field" Photography workshops. Though I always include some classroom and critique time, I am NOT going to take an inordinate amount of field time in good light from sitting inside and talking about things when I can do the same thing in the field. We always make some time to do some critiques though as I have found over the years participants want to know what the leaders think of their work and how, if anything, can be done to improve the participants' results.

* I use a formula of 6-7:1 participant to instructor ratio. If we exceed this ratio, I bring in another extremely competent workshop assistant at my expense. However this has only happened about 3-4 times in the past few years. I enjoy the small group settings and find they really make the workshop fun and memorable for the participants.

* I received an image last week from one of my participants from a workshop from 2004. He had a question for me regarding the composition. This happens a lot and I encourage it. Though we all leave for home after the workshop, you can always send me a note or call if you have something I can help out on. My office here in Oregon is filled with images from many of my past attendees. I encourage my participants to always stay in touch.

Q...CAN I BRING MY HUSBAND, WIFE, etc along?

A...These workshops are an intense few days. I prefer not to have you being distracted if at all possible, as well as distracting other participants. Having said that, yes you may as long as having your significant other along will not distract the group. If he or she is also a photographer, then he or she must pay a tuition, however a discounted one (see workshop discounts). (International workshops---all accompanying guests are charged as a photographer)

Q...How much "hands-on" help will I get in the field?

A...This sometimes depends on you. If you need or want help, just ask. As I or my assistant makes their rounds, you may be asked "How are you doing?" If you say "OK", we'll move along. If you say for example "What do you think, am I exposing this scene correctly? I (we) will do everything I can to answer your questions so you fully understand the answer. Sometimes, I (we) might ask to take a peek through your viewfinder. **I take my responsibility as your field instructor seriously and will give you as much, or as little, attention as you feel you need.**

I do not conduct these workshops to provide myself with opportunities to photograph. I will set up shots to guide you in your experience. Watching me make a photograph can be a learning experience.

Q...How do I register for an event?

A....Either email me for the appropriate forms or visit <http://www.jackgrahamphoto.com/photo-workshops>

Q....What's included in my tuition?

A.... Other than the obvious....Each attendee will receive a syllabus of workshop notes, post workshop compiled from the key points from all of our event leaders. Tuition also includes all lectures, fieldwork and critiques of your slides in our general sessions. Travel costs, film processing, lodging, entrance fees, and meals are not included on domestic workshops

Q...Do I share your email and contact information?

A...Absolutely not. After the workshop if you all agree I'll send out a contact info sheet. I do not share personal information such as phone numbers, etc with other participants.

Q....Are my deposits refundable?

Deposit information is included at the end of the registration form.

Q... How can I pay?

A.. You can pay by check. Please make check payable to Jack Graham Photography. also

accept MasterCard and Visa   and 

Q...Now that I am a Jack Graham Photography Workshop Alumni are there any discounts on future workshops?




A...YES!!!

- 1) 10% discount for returning attendees
- 2) Bring a friend (new attendee) -- --new attendee comes at ½ prices (no other discounts apply to attendee #2) Discount DOES NOT APPLY on workshops under 500.00. (All guide, permits, event admittance fees are not paid by Jack Graham Photography)
- 3) Refer a friend --choice---a \$50.00 credit off your registration is you attend (can be put to a future workshop) or a check for \$25.00. No restrictions on referrals.
- 4) Buy 4 get one free..... Attend 4 workshops... Get one free of equal or lesser cost. (they all count... not just in year) (All guide, permits, event admittance fees are not paid by Jack Graham Photography)
- 5) Register before Jan 1, 2012 and receive an addition 10% off (domestic only)

NOTE: These discounts DO NOT apply for international workshops or for workshops that I conduct for other workshop companies.

Deposit and Payment Information

- Please return your Deposit, Registration Form, and Assumption of Risk Document as soon as possible. Sent separately upon request, also found on the following web page:
<http://www.jackgrahamphoto.com/2012-workshop-schedule>
- A \$200.00 deposit is required for each I workshop(domestic) other deposit info for International workshops are on the registration form,
- All workshops have limited space. First come first served.
- IF YOU FIND THAT YOU CAN NOT ATTEND, AFTER SENDING YOUR DEPOSIT: Deposits are refundable 60 days or more prior to the date of the workshop. Between 60 days and 30 days your tuition will be refunded only if we fill your slot, There is no refund for cancellations less than thirty days before the event
- Final deposits are due 1 month prior to workshop. Payment balance can be made at the workshop site.
- If you pay by check PLEASE MAKE CHECKS PAYABLE TO: **Jack Graham Photography**

- I also accept MasterCard and Visa   and 
- Please email back to jack@jackgrahamphoto.com or mail to: Jack Graham. 17159 SW Lynnly Way, Sherwood, Oregon USA 97140

PLEASE GO TO NEXT PAGE FOR REFERRALS & REFERENCES

More REFERENCES are available on request... [Here are a few!!](#)

With all the valuable information given before the workshop, the locations taken to during the workshop with the ability to change with weather conditions, the useful information given while in the field, and the offer to critique images even after the workshop is over; if there were awards for workshops (like Emmy's and Oscar's) yours should be up for nomination as the most complete workshop. ---Ron B, California

This was an excellent workshop experience, on a par with the best of the many workshops I have attended. Jack obviously has thorough knowledge of the locations photographed, and also obviously scouted them out in the days before the workshop to see which areas were best regarding fall foliage, etc. With all the pre-workshop info provided about locations, weather, equipment and gear suggestions, with all the motel and park permit arrangements, and with all the daily personal attention to be sure that each attendee was happy and getting what he/she wanted out of it, it was obvious how much work, care and attention Jack puts into the workshops which bear his name. Highly recommended. I'll be doing it again. -----Paul B, MD, Connecticut

Jack, I had a fantastic time at the workshop. I feel like I started to put everything together and produce some fairly decent images...not just pictures. I will definitely see you again in the near future. I can't thank you enough for the time and effort you put in to the workshop and for helping me with my photography. I can tell you love what you do. Take care and I'll see you again soon!.....Paige....Texas

Hi from Bob and Penny:

I am just now starting to work on our workshop pictures. I never like to look at my images when I first get home because I get very negative and then they start looking better. Just wanted to share these with you and tell you we loved being with you and hopefully will see you on another workshop

Hello my name is Greg D.,

I am an amateur photographer who has attended several Jack Graham photo workshops in the last three years. I developed an interest in photography as a young man working in my father's

newspaper business (late '70). This became work and I lost interest after some years. In 2004 I purchased a digital camera and once again was very excited about shooting. However the digital transformation became confusing and frustrating. So there I was in my early 40's with a great digital camera, time and resources to pursue my passion. But I was very frustrated with the learning curve. What to do? After reading a few books and taking some online photo courses I begin to gain confidence in my abilities but I was not content. So I looked into photo workshops and came across a workshop scheduled to photograph in the Eastern Sierras. Jack Graham was leading this workshop; I had no idea who Jack Graham was. I looked at his photos on the Internet and liked the area he was offering the workshop in, so I signed up. There are a few times in life where you can look back and pin point a significant change of direction. Meeting Jack Graham and attending his workshop is one of those times for me. It all came together. My photography has grown into a fun and rewarding art form. Due mostly from attending "Jack Graham" workshops and his continued invest of time in the post workshop experience. I owe Jack a great deal; he enabled me to see the passion of photography and took the frustration out of getting there. I still have a lot to learn and I will be attending many more of Jack's photo outings. I highly recommend them.

Sincerely

Greg D

From: mylo begay [mailto:mylo_james@.....com]
Sent: Monday, May 03, 2010 9:05 PM
To: Jack Graham
Subject: Re: Workshop

Hey Jack!

Glad you and the participants had a great time. I'll always remember waiting for the light and how the beams just blew through on our tour. That was a miracle!

Loved being your guide in Upper Antelope!

Yeah I'll write more later. I'm sure 2-3 days out here wouldn't be to hard to plan.

Thanks bud,

Mylo
www.fourthworldimages.com

From: A, Mary
Sent: Tuesday, June 02, 2009 4:08 PM
To: Jack Graham
Subject: RE: Workshop

Hi Jack –

P...r and I feel very fortunate to have had the experience we did with you. I'm sure it is rare to get such focused personalized attention and I can't imagine a better way to build a strong foundation.

Mary

Ron S.

March 25, 2009

I had the privilege of attending two of Jack Graham's workshops in the last couple of years.

I had attended a few other workshops prior to attending Jack Graham's. His workshops are very well organized. Right from the initial inquiry to the completed workshop, he was always quick to help in any way he could. He sent me a list of items needed or recommended for any type of weather conditions I might expect to encounter. He also sent me a list of equipment that would be helpful to have on his workshop. He never pressured me to purchase any type of equipment, but said he would help me use the equipment I already had. A few attendees had minimal equipment, yet were able to still get great images with his help.

He kept me informed on expected weather conditions starting several weeks prior to the actual workshop. He also gave me the name of a weather data base (cleardarksky.com) he used at that time, to help me determine possible weather condition for any time of day & I still use it. The first workshop of his I attended was mostly in the rain. He provided everyone with huge GLAD type bags to cover the cameras while on the tripods in the rain. They were like 5 gal size bags.

His workshop would start as early as 6:30 am & continue until about 10:30 pm. We would start the day with everyone meeting at a predetermined location, discuss what the plans were for the day & head out to our first location. He was very flexible with the wishes of the group & he never pressured us to move on until we were ready.

The last workshop of his that I attended included an extra day where we could spend the day on an Amish farm. He had met & became friends with an Amish family in central Ohio. From that, he was able to get permission for us to spend the day on the farm photographing them & the farm, followed by them serving us a fabulous Amish dinner & even them singing to us following dinner. What an exciting & rare experience.

I could go on & on about how great his workshops are. Jack is a great instructor, fun to be around, & takes the time to work with anyone in getting great images. He never just took us to shooting locations & left us alone, but instead, worked with us to get the great images that were there for the taking. I fully intend on doing another one with him in the very near future.

Sincerely,

Ron Ss.

TO: Whom it May Concern
FROM: Marty , Chevy Chase, MD
DATE: March 25, 2008
SUBJECT: Recommendation for Jack Graham

In February 2008, I did a two-day private workshop with professional landscape photographer Jack Graham, who was a terrific instructor. Some key lessons that I learned in working with Jack included:

1. No matter how tired you are, it's worth getting up 20 minutes earlier and stumbling in the dark with a flashlight so that you are positioned and ready while it's still dark BEFORE the morning light show begins.
2. Under shooting conditions where the light is changing very rapidly, you are sometimes better off shooting on A, rather than M as I usually shoot, so that you can save a few seconds while still controlling DOF.
3. In a shot with a deep DOF, when using a small aperture, Jack taught me to focus 1/3 to 1/4 up from the bottom, rather than on the main subject, so that you take account of hyper focal distance and have the whole frame in focus, rather than a focus on just the main subject with a blurry foreground.
4. There is great value in working with a pro, who "sees" for a living -- Jack kept reminding me to see patterns and lines and to "work the patterns" in my photos, in addition to shooting "grand landscapes."

I learned a LOT working with Jack, and would highly recommend that you attend one of his workshops in the future

Please let me know if you need any additional information.

I have attended several of Jack Graham's workshops. What a great experience. Jack made his workshops the most memorable and enjoyable workshops I have ever attended. Communication was great from the time I expressed interest in attending right to the end of the workshop. He sent me a list of items he suggested I bring as well as an agenda on what, where and approximate times we would be shooting in various locations. That was great.

We would meet early in the morning for some instructions, and then set out for a day of great shooting & instruction. In the evenings, we would get together to discuss what we did that day. He would also critique our images we shot during that day. What a great learning experience that was.

Jack also encouraged us to bring, to the workshop, a variety of our own images so he could review, critique & offer advice on how our images could be improved. This was very informative and helpful.

We had every kind of weather from heavy rain & cold temperatures to bright sunny skies. Jack even gave everyone large plastic bags to protect our cameras in the rain. Jack did not use the time out in the field to get pictures for himself, but instead made himself available for help in any way we needed as well as advice on how a scene might be shot & the importance of looking around and thinking about what, why and how we would shoot a particular scene instead of just planting our tripods and shooting away. He also offered many great hints such as using a small piece of chamois to wipe rain from lenses rather than just push it around with a lens cloth, the importance of DOF & how to make the best use of it. In all, I learned quite a bit from Jack on his workshops.

I hope to attend another of his workshops in the future. They're always great.

Sincerely,
Mary
Salem, Oregon
July 26, 2007

From: Ken R.
Sent: Thursday, November 6, 2007 8:01 AM
To: Jack Graham
Subject: Letter of recommendation

To whom it may concern:

This is a letter of recommendation for Jack Graham as a Photo Workshop Instructor. I have taken a variety of workshops since returning to photography including two from Jack. What sets Jack apart from the other instructors I've had is his "Philosophy on Photography". Not only has Jack taught me the "How Tos" to create a great photograph, but also the "Why's". While continuing to take classes and workshops from other instructors, I have already booked this years major workshop with Mr. Graham.

Best Regards,

Ken R.